

OPERATIONS & MAINTENANCE REPORT

PRESENTATION TO GCTD BOARD OF DIRECTORS

June 5th , 2024



GCTD Maintenance April K.P.I. Key Performance Indicators



TOTAL REVENUE MILES	172,069
TOTAL ROADCALLS	21
MAJOR ROADCALLS TOTAL	12
OTHER ROADCALLS TOTAL	9
MECHANIC DISPATCHED ROADCALLS	10
TOTAL BUS TRADES	24
SERVICE INTERRUPTIONS	13
BUSES TOWED	0

MILES BETWEEN MAJOR ROADCALLS	14,339
MILES BETWEEN OTHER ROADCALLS	19,119
MBRC	8,194


7,500 Miles Goal



MBRC = Miles Between Road-calls

Customer Service Interruptions are delays to GCTD customers of 5 minutes or more

Customer Service Interruptions	13
Miles Between Customer Service Interrupt	13236.1



10,000 Miles Goal

GCTD Operations April K.P.I. Key Performance Indicators



Missed service 1725 miles
Boarding: 312,783
Revenue Miles : 172,069



On Time Performance: **85.27%**



90% goal

Missed Service: **4%**



Less than 1% goal

Preventable Accidents: **1**

1 per 100,000 miles goal

Customer Contacts: **4**


1 per 10,000 Boardings

Bus #	Last Miles	Current Miles	Difference	On Time	Date Completed
4076	23404	28353	4949	Yes	5/1/2024
3512	305306	310068	4762	Yes	5/2/2024
4073	44282	49061	4779	Yes	5/2/2024
3501	23561	28439	4878	Yes	5/2/2024
4050	60453	65488	5035	No	5/3/2024
4048	158926	163,925	4,999	Yes	5/3/2024
4045	42901	47157	4256	Yes	5/4/2024
4033	46345	50981	4636	Yes	5/5/2024
4043	42214	46734	4520	Yes	5/6/2024
3503	50976	55471	4495	Yes	5/6/2024
4042	62060	66703	4643	Yes	5/7/2024
4053	165115	169809	4694	Yes	5/8/2024
3507	341400	345975	4575	Yes	5/9/2024
4047	97844	102566	4722	Yes	5/10/2024
3511	90001	94759	4758	Yes	5/10/2024
4024	162097	166770	4673	Yes	5/10/2024
4049	5319	9969	4650	Yes	5/12/2024
4078	24996	29693	4697	Yes	5/12/2024
4075	5330	9952	4622	Yes	5/13/2024
4051	71929	76127	4198	Yes	5/14/2024
4046	109296	113706	4410	Yes	5/14/2024
4066	71832	76497	4665	Yes	5/15/2024
4077	22739	27538	4799	Yes	5/16/2024
4038	115815	120492	4677	Yes	5/16/2024
4068	72321	77160	4839	Yes	5/16/2024
4061	34017	38503	4486	Yes	5/18/2024
4070	75631	80089	4458	Yes	5/19/2024
4056	222186	226790	4604	Yes	5/20/2024
3516	130433	134763	4330	Yes	5/21/2024
4052	113213	117771	4558	Yes	5/21/2024
4065	116132	120636	4504	Yes	5/22/2024
4060	178573	182886	4313	Yes	5/24/2024
4072	67638	72084	4446	Yes	5/25/2024
3506	307611	311926	4315	Yes	5/26/2024
4055	141707	146289	4582	Yes	5/28/2024
4071	77576	82347	4771	Yes	5/28/2024

- All services were compliant with CHP and FTA guidelines
- Only one (1) service was late per GCTD standards



Fuel Filtration Service: 5500 Gallons



Exhaust Catalyst Service


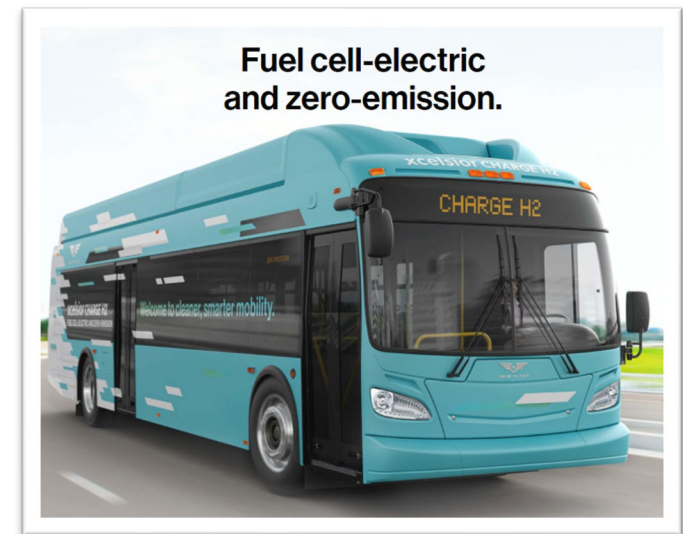


Hydrogen Station Project



GCTD 2022 FTA Grant Award Includes:

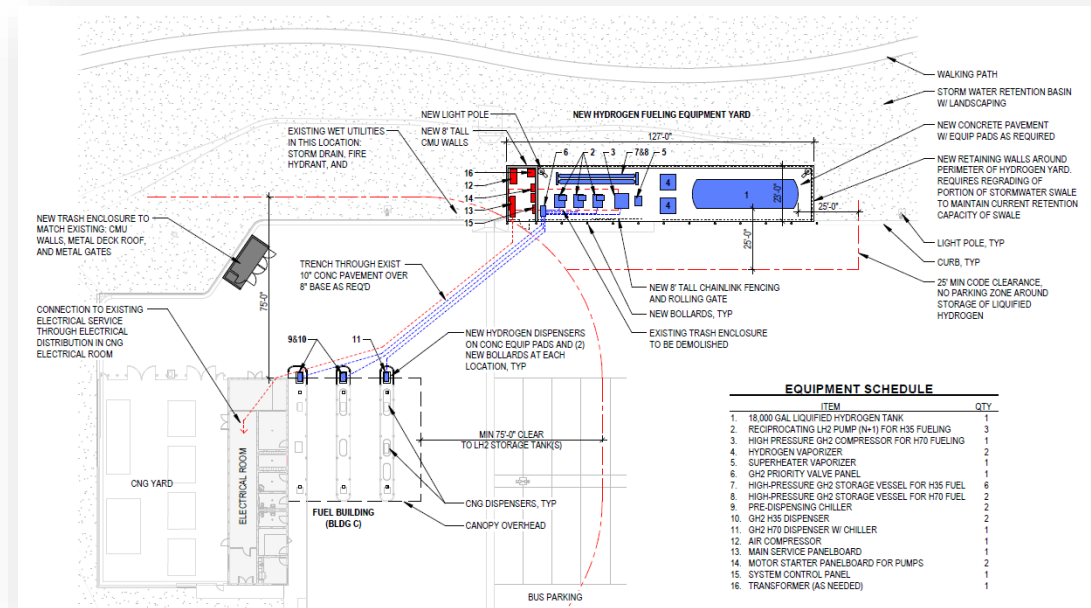
- Hydrogen Fueling Station
- 5 Hydrogen Fuel Cell Buses
- Workforce Training
- Facility Upgrades



Hydrogen Station Project



- Three(3) bids were received
- Evaluations currently in progress
- Interviews June 13th & 14th
- Planning to have a selection for the Board to consider in July.



Para-Transit / Demand Response Transition



- Offer letters from several key positions have been signed
- Planning / plotting out yard parking
- Revising office space to accommodate new staff
- Preparing parts room for new parts inventory
- Planning fueling and cleaning schedules



QUESTIONS?